



GINI

Return to Education and Income Inequality in Europe and the US

Camilla Mastromarco, Vito Peragine and Laura Serlenga

GINI DISCUSSION PAPER 69
DECEMBER 2011

GROWING INEQUALITIES' IMPACTS

Acknowledgement

We thank seminar participants at the GINI workshop in Amsterdam and the coordinators of the GINI Project for their helpful comments. The usual disclaimers apply.

December 2011 © Camilla Mastromarco, Vito Peragine and Laura Serlenga, Amsterdam

General contact: gini@uva.nl

Bibliographic Information

Mastromarco, C., Peragine, V., Serlenga L. (2012). Return to Education and Income Inequality in Europe and the US. AIAS, GINI Discussion Paper 69.

Information may be quoted provided the source is stated accurately and clearly.
Reproduction for own/internal use is permitted.

This paper can be downloaded from our website www.gini-research.org.



Return to Education and Income Inequality in Europe and the US

Camilla Mastromarco, Vito Peragine and Laura Serlenga

University of Salento and University of Bari





Table of contents

ABSTRACT	7
1. INTRODUCTION	9
2. DATA ANALYSIS	11
3. ESTIMATES OF THE PRIVATE RATE OF RETURN OF TERTIARY EDUCATION	13
4. EMPIRICAL RESULTS.....	15
4.1.The returns to education.....	15
4.2.The convexity of the return to education.....	17
5. CONCLUDING REMARKS.....	19
REFERENCES.....	21
GINI DISCUSSION PAPERS	23
INFORMATION ON THE GINI PROJECT.....	27





Abstract

In this paper we study the relationship between wage inequality and education in 13 OECD countries over the period 1985-2005 using the Luxembourg Income Study (LIS) data. Our results show a great deal of heterogeneity in the patterns of the rate-of-return estimates across countries. On the other hand, our results confirm the finding of a general increase in wage inequality. As for the correlation between wage premia and wage inequality, the results show a positive but weak correlation between the estimates of the education return and the Gini index and between the convexity of wage premia and wage inequality. The results show that the increase in wage inequality in the countries considered can only partially be accounted for by observable characteristics such as education and educational premia; i.e., it is largely residual in its nature.





1. Introduction

In the last decades there has been a general increase in income inequality in most OECD countries (see OECD, 2010). At the same time, there has been a general increase in the average educational level and a consequent decrease in educational inequality (see Meschi and Scervini, 2010). How to reconcile these two different and apparently contradictory trends? In other words, what is the relationship between income inequality and educational inequality?

This question motivates the present paper.

In general terms, the evolution of income distribution depends on some underlying basic phenomena which can be grouped into three categories:

- a. changes in the distribution of assets and individual characteristics, which include education levels, but also unobservable abilities: this is an endowment effect;
- b. changes in the returns to those assets: the price effect;
- c. changes in how individuals use those assets, mainly in the labour market: the occupational effect.

Thus, focusing on the education level, the extent to which inequality in educational attainments translates into wage inequality depends on the magnitude of the returns to education, determined by the interplay between demand and supply of education in the labour market.

In general, in addition to the evidence on the inequality in educational attainments, the evidence on the return to education can contribute to understanding the dynamics of income distribution by adding the “price effect”. Now, suppose that factors a) and c) are kept constant: that is, suppose we observe the same demographic composition for educational levels and the same labour supply. How a change in the returns to education would affect the income distribution? Suppose the wage earnings (and income in general) are convex function of years of schooling: this — keeping constant the education distribution - would imply that an increase in average education would lead to a increase in income inequality. Hence a further issue is that of checking for the convexity of the income premia of education.

We are aware that the three factors above are not independent of one another and that a structural model linking endowment, price and occupational effect would be necessary in order to study this complex issue. However, this paper, more modestly, aims at offering some empirical evidence on the returns to education that can help to construct some tentative answer to the question of the relationship between education and income inequality. More

precisely, in this paper we use Luxembourg Income Study (LIS) data for 13 countries over the period 1985-2005 and perform the following exercises:

- first, for each country we estimate the private return to education and we study the evolution of such return in the last two decades;
- second, for each country we study the correlation between the return education and income inequality;
- third, for each country we test the hypotheses of convexity of the income premia and we study the correlation between the degree of convexity and income inequality.

To evaluate returns to education we estimate a wage equation in which individuals' (net) wages depend on years of schooling and other individuals' characteristics like age and gender. This procedure typically presents two major problems, the first due to self-selection into the labour market and the second caused by endogeneity of school levels, which could determine a bias both in the estimation of the wage and employment equation. Because of data limitation in what follows we only deal with the selection problem and estimate a two-stage Heckman model, i.e. determining the probability of employment at the first stage and the wage for those employed at the second stage.

Our results show a general increase in wage inequality, particularly evident in countries such as US, UK, Germany, Netherlands, Luxembourg. On the other hand, the data show a great deal of heterogeneity in the pattern of the rate-of-return estimates across countries.

As for the correlation between wage premia and wage inequality, the results show that the increase in inequality is only partially accounted for by the return to education.

As for the second order effect that we study, the data show that in most countries the wage premia shows a convex pattern.

However, the evidence on the relationship between convexity of the wage premia and wage inequality confirms that the increase in wage inequality in the countries and in the period considered is largely residual.

These results are in line with respect to the (few) previous works that have analyzed the relationship between education and income inequality on a comparative basis (see in particular Krueger et al. 2010).

Let us stress once again that we are perfectly aware that these are only suggested correlations, given the limited number of cases in this cross-country analysis. Nevertheless these results are useful to confront our theoretical expectations with the data. These results may be a key input for a more structural model trying to explain in a unified framework the interplay between endowment, price and occupational effect in the education-income inequality relationship.

The rest of the paper is organized as follows. The next two sections present the dataset we use and the estimation model. Section 4 presents and discusses the results. Section 5 concludes.



2. Data analysis

We use data from the Luxembourg Income Study (LIS) and follow 13 countries over 5 years (about 1985 - 1990 - 1995 - 2000 - 2005). The countries under analysis are Austria (AT), Belgium (BE), France (FR), Italy (IT), Luxembourg (LU), Spain (ES), Germany (DE), Denmark (DK), Finland (FI), the Netherlands (NL), Norway (NO), Sweden (SE) and the United States (US).

The survey contains information on a large number of individual and household characteristics and provides a common data source with comparable individual and household level micro-data allowing for significant improvements in the comparability of country-specific measures. The wage variable is defined as post-tax individual wage for Austria (AT), Belgium (BE), France (FR), Italy (IT), Luxembourg (LU), Spain (ES) whereas for the remaining countries individual wages are measured pre-tax. We also consider some additional individual characteristics such as gender, age, marital status and education and restrict the sample to individuals aged between 25 and 65.





3. Estimates of the private rate of return of tertiary education

In this section we estimate the private rate of return to tertiary education in terms of wage and employment opportunities.

The two methods commonly used in the literature to evaluate returns to education are the computation of the internal rate of return (see Psacharopoulos, 1981 among others) and the estimation of the Mincerian wage equation (see Heckman, Lochner and Todd, 2003). The first assesses the profitability related to an additional year of education given the costs and benefits related to it, while the second estimates empirically an earning function in which individuals' wages essentially depend on years of schooling and other individuals' characteristics like expertise, age and gender. Only under very restrictive assumptions the two methods might give the same results. In this paper we follow the second approach and estimate a wage equation where log of individual wage depends on education, gender, age and marital status.

As acknowledged in the literature a couple of methodological issues might rise: (i) the sample of wage earners may be a nonrandom selection of the overall working age sample due to sample-selection bias (see Heckman, 1979 and 1980) and (ii) the education variable could be endogenous (see Card 1999) mostly due to ability bias, i.e. the most capable individuals normally earn high income and reach high level of education. The first issue may bias the marginal effect of education on the wage regression whereas the second problem may influence the effect of educational attainment on both the wage regression and the probability of employment. Because of data limitation in what follows we only deal with the selection problem and estimate a two-stage Heckman model, i.e. determining the probability of employment at the first stage and the wage for those employed at the second stage. Hence the model we estimate is

$$e_i = \eta_0 + \sum_{j=1}^k \eta_j x_{ij} + \eta_{pri_edu_i} + \eta_{ter_edu_i} + \eta_m marital_i + u_i \quad (1)$$

$$y_i = \beta_0 + \sum_{j=1}^k \beta_j x_{ij} + \beta_{pri_edu_i} + \beta_{ter_edu_i} + \gamma \lambda_i + \varepsilon_i \quad (2)$$

where e is a binary variable equal to one when an individual is employed and zero otherwise; y is the logarithm of individual wage; x_j are standard demographic (gender dummy, age and age squared), whereas pri_edu and ter_edu are dummy equal to one when individuals have attained respectively the first and the third step of education of the LIS standardized levels of education and u and ε are white noises. The wage premium is estimated by using the Heckman two step approach and in equation (2) λ is the inverted Mill's ratio that estimates the individual's propensity to participate in the labour market. According to the literature we consider marital status as an excluding restriction to identify self-selection into the labour market, see Boarini and Strauss (2011), Ciccone et al. (2006) among others.¹ We repeat this exercise for each country and year available and for two cohorts - individuals aged between 25 and 45 and those aged between 46 and 65.

¹ The choice of such an excluding restriction is dictated by data availability.



4. Empirical Results

4.1. The returns to education

In this section we briefly discuss cross-country differences in the dynamics of the return to education and in the relationship between average return to education and the income inequality. Results are showed in Figures 1-14 and in Table 1.

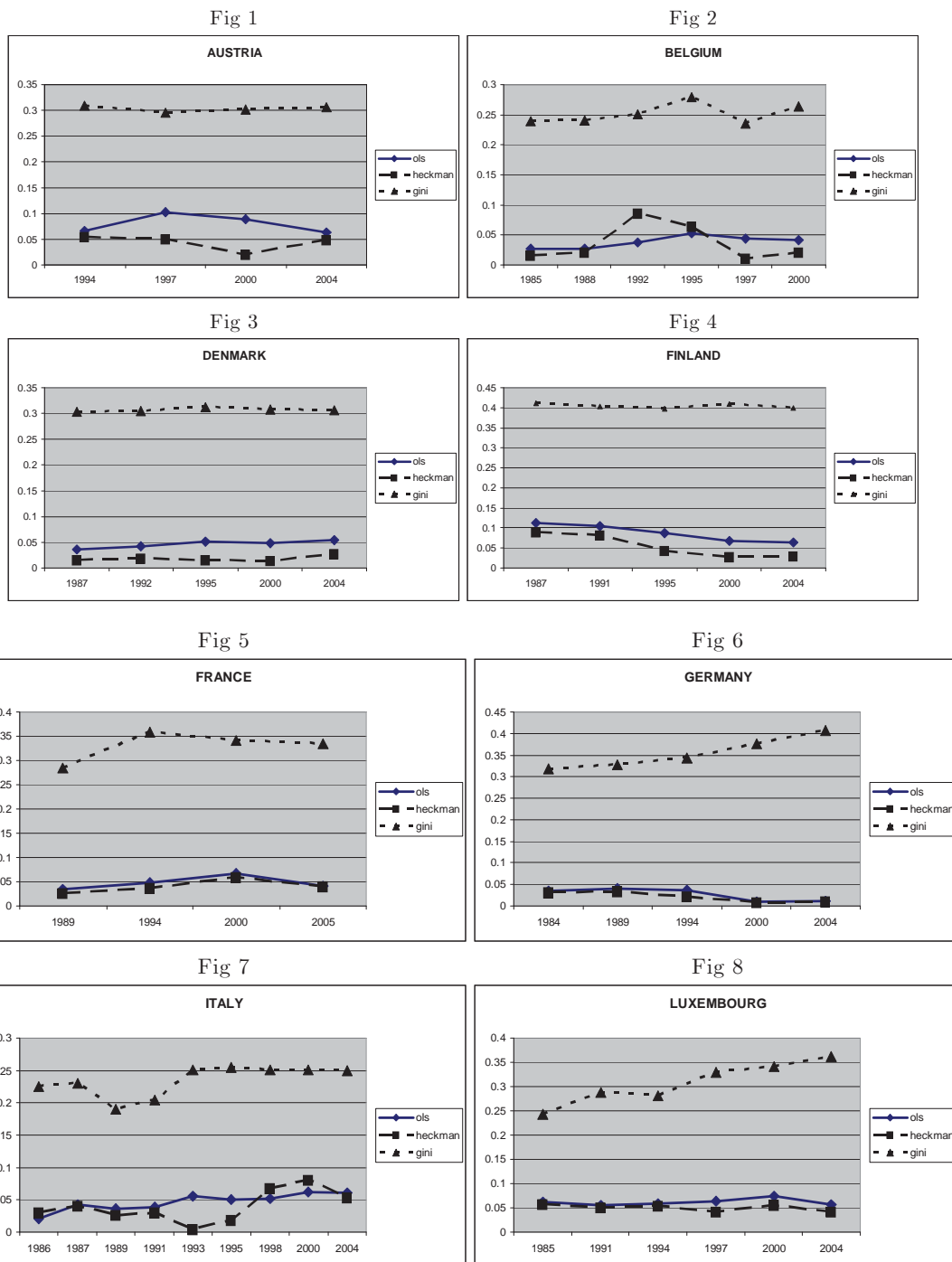


Fig 9

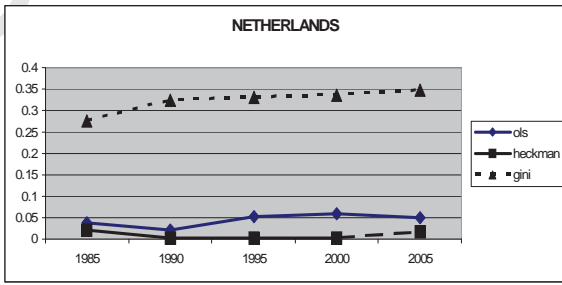


Fig 10

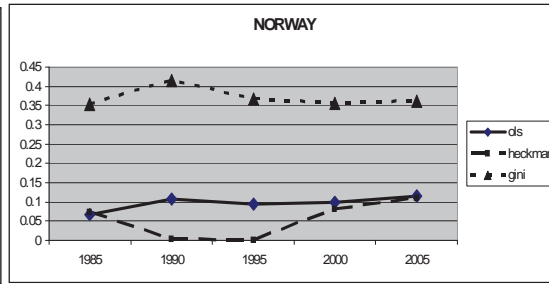


Fig 11

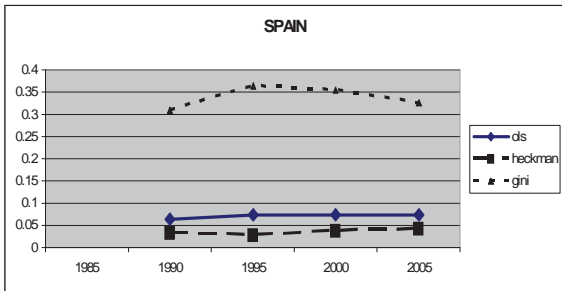


Fig 12

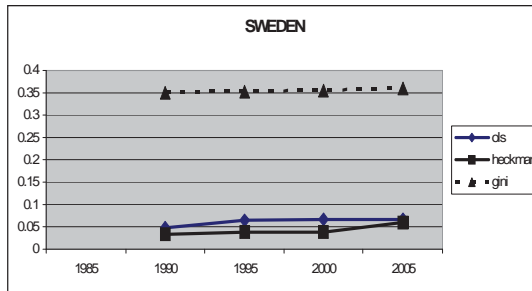


Fig 13

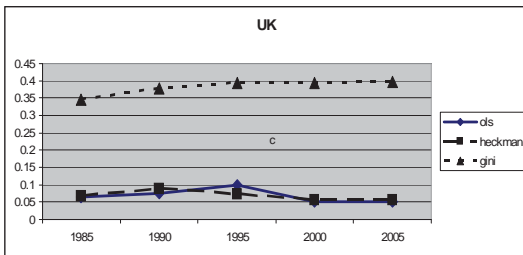


Fig 14

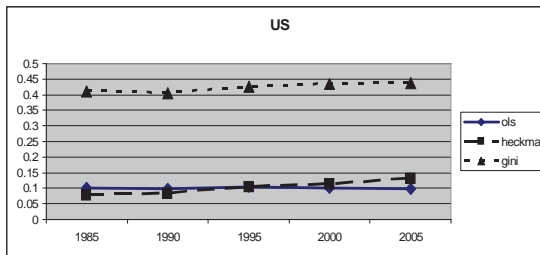


Table 1: Correlation coefficients between average returns and Gini

country	Heckman	ols
AT	0.26	-0.26
BE	0.3	0.73
DK	-0.18	0.77
FI	0.46	0.39
FR	0.56	0.63
DE	-0.91	-0.9
IT	0.28	0.69
LU	-0.69	0.29
NL	-0.53	0.37
NO	-0.64	0.42
ES	-0.5	0.75
SE	0.91	0.83
UK	-0.32	0.06
US	-0.62	0.03

Notes: Average return is calculated using years of education

The figures plot the return to education, estimated both by the OLS and Heckman models, and the Gini inequality index for each of the 13 countries considered and for 5 years: 1985, 1990, 1995, 2000, 2005.

The figures confirm the finding of a general increase in wage inequality, particularly evident in countries such



as US, UK, Germany, Netherlands, Luxemburg and, with a less continuous pattern, Belgium and Italy. As for the return to education, the figures (both the OLS and Heckman estimates) show a much more mixed pattern. In countries such as Sweden, Norway, Italy, Denmark there is an increasing trend; while in countries such as Finland, UK and Germany there is a decreasing path. Mixed patterns emerge for the other countries.

As for the correlation between wage premia and wage inequality, the results show in general a positive correlation between the OLS estimates of the education return and the Gini index, which is however sufficiently significant only for 5 countries: Denmark, France, Italy, Spain and Sweden. A mixed picture emerges when using the Heckman estimates. This difference might be due to the importance of the selection process, i.e. the relevance of education in accessing the labor market.

Table 2: Correlation coefficients between returns convexity and Gini

country	Heckman
AT	0.41
BE	-0.094
DK	0.18
FI	0.44
FR	0.48
DE	0.67
IT	-0.47
LU	0.63
NL	0.21
NO	0.56
ES	0.12
SE	-0.44
UK	
US	-0.82

Notes: Average return is calculated using years of education

4.2. The convexity of the return to education

In addition to the results above presented, we investigate a second order effect of education on wage inequality. More specifically we consider a measure of inequality of returns calculated as the ratio between the educational premium of the primary level of education with respect to the second (η_p) and the educational premium of the tertiary level of education with respect to the second (η_t), i.e. $\frac{\eta_p}{\eta_t}$. Clearly η_p is always negative whereas η_t is positive, hence the ratio is negative. Such a ratio might be considered as an indicator of convexity of returns to education: in absolute terms numbers smaller than one indicate a higher degree of convexity and vice-versa.

We conjecture that the convexity of the return to education might be correlated with an increase in inequality, i.e. the smaller the absolute value of the ratio, the higher the Gini index. Results are summarized in Table 2.

Most countries show a convex pattern in the wage premia. However, the evidence on the relationship between convexity of the wage premia and wage inequality shows a very weak correlation. Only Germany Luxembourg and Norway show significative positive values.

In summary, the results show that the increase in wage inequality in the countries and in the period considered can only partially be accounted for by observable characteristics such as education and educational premia; i.e., it is largely residual in its nature.



5. Concluding remarks

In this paper we have estimated the private returns to education in 13 OECD countries over 5 years (about 1985 - 1990 - 1995 - 2000 - 2005) using the Luxembourg Income Study (LIS) data.

Our results show a great deal of heterogeneity in the patterns of the rate-ofreturn estimates across countries. On the other hand, our results confirm the finding of a general increase in wage inequality. As for the correlation between wage premia and wage inequality, the results show a positive but weak correlation between the OLS estimates of the education return and the Gini index and between the convexity of wage premia and wage inequality.





References

- Angrist J. D. and A. B. Krueger (1991), "Does compulsory school attendance affect schooling and Earnings?", *The Quarterly Journal of Economics*, Vol. 106(4), pp. 979-1014
- Ashenfelter O. and Zimmerman D. J. (1997), "Estimates of the return to schooling from siblings data: fathers, sons and brothers", *The Review of Economic and Statistics*, Vol. 79(1), pp. 1-9
- Boarini R. and H. Strauss (2008), "The private internal rates of return to tertiary education: new estimates for 21 OECD countries", *OECD Economic Department Working Paper No. 591*.
- Boarini R. and H. Strauss (2010), "What is the private return to tertiary education", *OECD Journal: Economic Studies*, Vol. 2010/1
- Card, D. (1999), "The causal effect of education on earnings." In: Ashenfelter, O., Card, D. (Eds.), *Handbook of Labor Economics*, vol. 3b, North Holland, Amsterdam.
- Ciccone A., F. Cingano and P. Cipollone (2006) "The private and social return to schooling in Italy", *Temi di discussione della Banca d'Italia No. 569*.
- Heckman J. (1979), "Sample selection bias as a specification error", *Econometrica*, 47 pp. 153-161
- Heckman J. (1980), "Sample selection bias as a specification error with an application to the estimation of labour supply functions", in Smith J. P. (ed.) "Female Labour Supply: Theory and Estimation", Princeton University Press, Princeton NJ, pp. 206-248
- Heckman J.J., Lochner L.J. and P.E. Todd (2003) "Fifty years of Mincer earnings regressions." *IZA Discussion Paper No. 775*. OECD (2010) *Growing Unequal*.
- Luongo P., Peragine V. and L. Serlenga (2010) "The Private Return to Tertiary Education in Italy and in Europe" *Giornale degli Economisti e Annali di Economia*. Vol 69, pp 7-28.
- Meschi and Scervini (2010) "A new dataset on educational inequality", *GINI Discussion Paper*.





GINI Discussion Papers

Recent publications of GINI. They can be downloaded from the website www.gini-research.org under the subject Papers.

- DP 55** **Struggle for Life: Social Assistance Benefits, 1992–2009**
Natascha Van Mechelen and Sarah Marchal
July 2012
- DP 54** **Social Redistribution, Poverty and the Adequacy of Social Protection in the EU**
Bea Cantillon, Natascha Van Mechelen, Olivier Pintelon, and Aaron Van den Heede
July 2012
- DP 53** **The Redistributive Capacity of Services in the EU**
Gerlinde Verbist and Manos Matsaganis
July 2012
- DP 52** **Virtuous Cycles or Vicious Circles? The Need for an EU Agenda on Protection, Social Distribution and Investment**
Bea Cantillon
July 2012
- DP 51** **In-Work Poverty**
Ive Marx, and Brian Nolan
July 2012
- DP 50** **Child Poverty as a Government Priority: Child Benefit Packages for Working Families, 1992–2009**
Natascha Van Mechelen and Jonathan Bradshaw
July 2012
- DP 49** **From Universalism to Selectivity: Old Wine in New Bottels for Child Benefits in Europe and Other Countries**
Tommy Ferrarini, Kenneth Nelson and Helena Höög
July 2012
- DP 48** **Public Opinion on Income Inequality in 20 Democracies: The Enduring Impact of Social Class and Economic Inequality**
Robert Andersen and Meir Yaish
July 2012
- DP 47** **Support for Democracy in Cross-national Perspective: The Detrimental Effect of Economic Inequality**
Robert Andersen
July 2012
- DP 46** **Analysing Intergenerational Influences on Income Poverty and Economic Vulnerability with EU-SILC**
Brian Nolan
May 2012
- DP 45** **The Power of Networks. Individual and Contextual Determinants of Mobilising Social Networks for Help**
Natalia Letki and Inta Mierina
June 2012
- DP 44** **Immigration and inequality in Europe**
Tommaso Frattini
January 2012
- DP 43** **Educational selectivity and preferences about education spending**
Daniel Horn
April 2012



- DP 42** **Home-ownership, housing regimes and income inequalities in Western Europe**
Michelle Norris and Nessa Winston
May 2012
- DP 41** **Home Ownership and Income Inequalities in Western Europe: Access, Affordability and Quality**
Michelle Norris and Nessa Winston
May 2012
- DP 40** **Multidimensional Poverty Measurement in Europe: An Application of the Adjusted Headcount Approach**
Christopher, T. Whelan, Brian Nolan and Bertrand Maître
July 2012
- DP 39** **Socioeconomic gradient in health: how important is material deprivation?**
Maite Blázquez, Elena Cottini and Ainhoa Herrarte
March 2012
- DP 38** **Inequality and Happiness: a survey**
Ada Ferrer-i-Carbonell and Xavier Ramos
March 2012
- DP 37** **Understanding Material Deprivation in Europe: A Multilevel Analysis**
Christopher T. Whelan and Bertrand Maître
March 2012
- DP 36** **Material Deprivation, Economic Stress and Reference Groups in Europe: An Analysis of EU-SILC 2009**
Christopher T. Whelan and Bertrand Maître
July 2012
- DP 35** **Unequal inequality in Europe: differences between East and West**
Clemens Fuest, Judith Niehues and Andreas Peichl
November 2011
- DP 34** **Lower and upper bounds of unfair inequality: Theory and evidence for Germany and the US**
Judith Niehues and Andreas Peichl
November 2011
- DP 33** **Income inequality and solidarity in Europe**
Marii Paskov and Caroline Dewilde
March 2012
- DP 32** **Income Inequality and Access to Housing in Europe**
Caroline Dewilde and Bram Lancee
March 2012
- DP 31** **Forthcoming: Economic well-being... three European countries**
Virginia Maestri
- DP 30** **Forthcoming: Stylized facts on business cycles and inequality**
Virginia Maestri
- DP 29** **Forthcoming: Imputed rent and income re-ranking: evidence from EU-SILC data**
Virginia Maestri
- DP 28** **The impact of indirect taxes and imputed rent on inequality: a comparison with cash transfers and direct taxes in five EU countries**
Francesco Figari and Alari Paulus
January 2012
- DP 27** **Recent Trends in Minimum Income Protection for Europe's Elderly**
Tim Goedemé
February 2012



- DP 26** **Endogenous Skill Biased Technical Change: Testing for Demand Pull Effect**
 Francesco Bogliacino and Matteo Lucchese
 December 2011
- DP 25** **Is the “neighbour’s” lawn greener? Comparing family support in Lithuania and four other NMS**
 Lina Salanauskait and Gerlinde Verbist
 March 2012
- DP 24** **On gender gaps and self-fulfilling expectations: An alternative approach based on paid-for-training**
 Sara de la Rica, Juan J. Dolado and Cecilia García-Peñalosa
 May 2012
- DP 23** **Automatic Stabilizers, Economic Crisis and Income Distribution in Europe**
 Mathias Dolls, Clemens Fuestz and Andreas Peichl
 December 2011
- DP 22** **Institutional Reforms and Educational Attainment in Europe: A Long Run Perspective**
 Michela Braga, Daniele Checchi and Elena Meschi
 December 2011
- DP 21** **Transfer Taxes and Inequality**
 Tullio Jappelli, Mario Padula and Giovanni Pica
 December 2011
- DP 20** **Does Income Inequality Negatively Effect General Trust? Examining Three Potential Problems with the Inequality–Trust Hypothesis**
 Sander Steijn and Bram Lancee
 December 2011
- DP 19** **The EU 2020 Poverty Target**
 Brian Nolan and Christopher T. Whelan
 November 2011
- DP 18** **The Interplay between Economic Inequality Trends and Housing Regime Changes in Advanced Welfare Democracies: A New Research Agenda**
 Caroline Dewilde
 November 2011
- DP 17** **Income Inequality, Value Systems, and Macroeconomic Performance**
 Giacomo Corneo
 September 2011
- DP 16** **Income Inequality and Voter Turnout**
 Daniel Horn
 October 2011
- DP 15** **Can Higher Employment Levels Bring Down Poverty in the EU?**
 Ive Marx, Pieter Vandenbroucke and Gerlinde Verbist
 October 2011
- DP 14** **Inequality and Anti-Globlization Backlash by Political Parties**
 Brian Burgoon
 October 2011
- DP 13** **The Social Stratification of Social Risks. Class and Responsibility in the ‘New’ Welfare State**
 Olivier Pintelon, Bea Cantillon, Karel Van den Bosch and Christopher T. Whelan
 September 2011
- DP 12** **Factor Components of Inequality. A Cross-Country Study**
 Cecilia García-Peñalosa and Elsa Orgiazzi
 July 2011



- DP 11** **An Analysis of Generational Equity over Recent Decades in the OECD and UK**
Jonathan Bradshaw and John Holmes
July 2011

- DP 10** **Who Reaps the Benefits? The Social Distribution of Public Childcare in Sweden and Flanders**
Wim van Lancker and Joris Ghysels
June 2011

- DP 9** **Comparable Indicators of Inequality Across Countries (Position Paper)**
Brian Nolan, Ivo Marx and Wiemer Salverda
March 2011

- DP 8** **The Ideological and Political Roots of American Inequality**
John E. Roemer
March 2011

- DP 7** **Income distributions, inequality perceptions and redistributive claims in European societies**
István György Tóth and Tamás Keller
February 2011

- DP 6** **Income Inequality and Participation: A Comparison of 24 European Countries + Appendix**
Bram Lancee and Herman van de Werfhorst
January 2011

- DP 5** **Household Joblessness and Its Impact on Poverty and Deprivation in Europe**
Marloes de Graaf-Zijl
January 2011

- DP 4** **Inequality Decompositions – A Reconciliation**
Frank A. Cowell and Carlo V. Fiorio
December 2010

- DP 3** **A New Dataset of Educational Inequality**
Elena Meschi and Francesco Scervini
December 2010

- DP 2** **Are European Social Safety Nets Tight Enough? Coverage and Adequacy of Minimum Income Schemes in 14 EU Countries**
Francesco Figari, Manos Matsaganis and Holly Sutherland
June 2011

- DP 1** **Distributional Consequences of Labor Demand Adjustments to a Downturn. A Model-based Approach with Application to Germany 2008–09**
Olivier Bargain, Herwig Immervoll, Andreas Peichl and Sebastian Sieglösch
September 2010



Information on the GINI project

Aims

The core objective of GINI is to deliver important new answers to questions of great interest to European societies: What are the social, cultural and political impacts that increasing inequalities in income, wealth and education may have? For the answers, GINI combines an interdisciplinary analysis that draws on economics, sociology, political science and health studies, with improved methodologies, uniform measurement, wide country coverage, a clear policy dimension and broad dissemination.

Methodologically, GINI aims to:

- exploit differences between and within 29 countries in inequality levels and trends for understanding the impacts and teasing out implications for policy and institutions,
- elaborate on the effects of both individual distributional positions and aggregate inequalities, and
- allow for feedback from impacts to inequality in a two-way causality approach.

The project operates in a framework of policy-oriented debate and international comparisons across all EU countries (except Cyprus and Malta), the USA, Japan, Canada and Australia.

Inequality Impacts and Analysis

Social impacts of inequality include educational access and achievement, individual employment opportunities and labour market behaviour, household joblessness, living standards and deprivation, family and household formation/breakdown, housing and intergenerational social mobility, individual health and life expectancy, and social cohesion versus polarisation. Underlying long-term trends, the economic cycle and the current financial and economic crisis will be incorporated. Politico-cultural impacts investigated are: Do increasing income/educational inequalities widen cultural and political 'distances', alienating people from politics, globalisation and European integration? Do they affect individuals' participation and general social trust? Is acceptance of inequality and policies of redistribution affected by inequality itself? What effects do political systems (coalitions/winner-takes-all) have? Finally, it focuses on costs and benefits of policies limiting income inequality and its efficiency for mitigating other inequalities (health, housing, education and opportunity), and addresses the question what contributions policy making itself may have made to the growth of inequalities.

Support and Activities

The project receives EU research support to the amount of Euro 2.7 million. The work will result in four main reports and a final report, some 70 discussion papers and 29 country reports. The start of the project is 1 February 2010 for a three-year period. Detailed information can be found on the website.

www.gini-research.org





GINI GROWING INEQUALITIES' IMPACTS

Amsterdam Institute for Advanced labour Studies

University of Amsterdam

Plantage Muidergracht 12 1018 TV Amsterdam The Netherlands

Tel +31 20 525 4199 Fax +31 20 525 4301

gini@uva.nl www.gini-research.org



Project funded under the
Socio-Economic sciences
and Humanities theme.